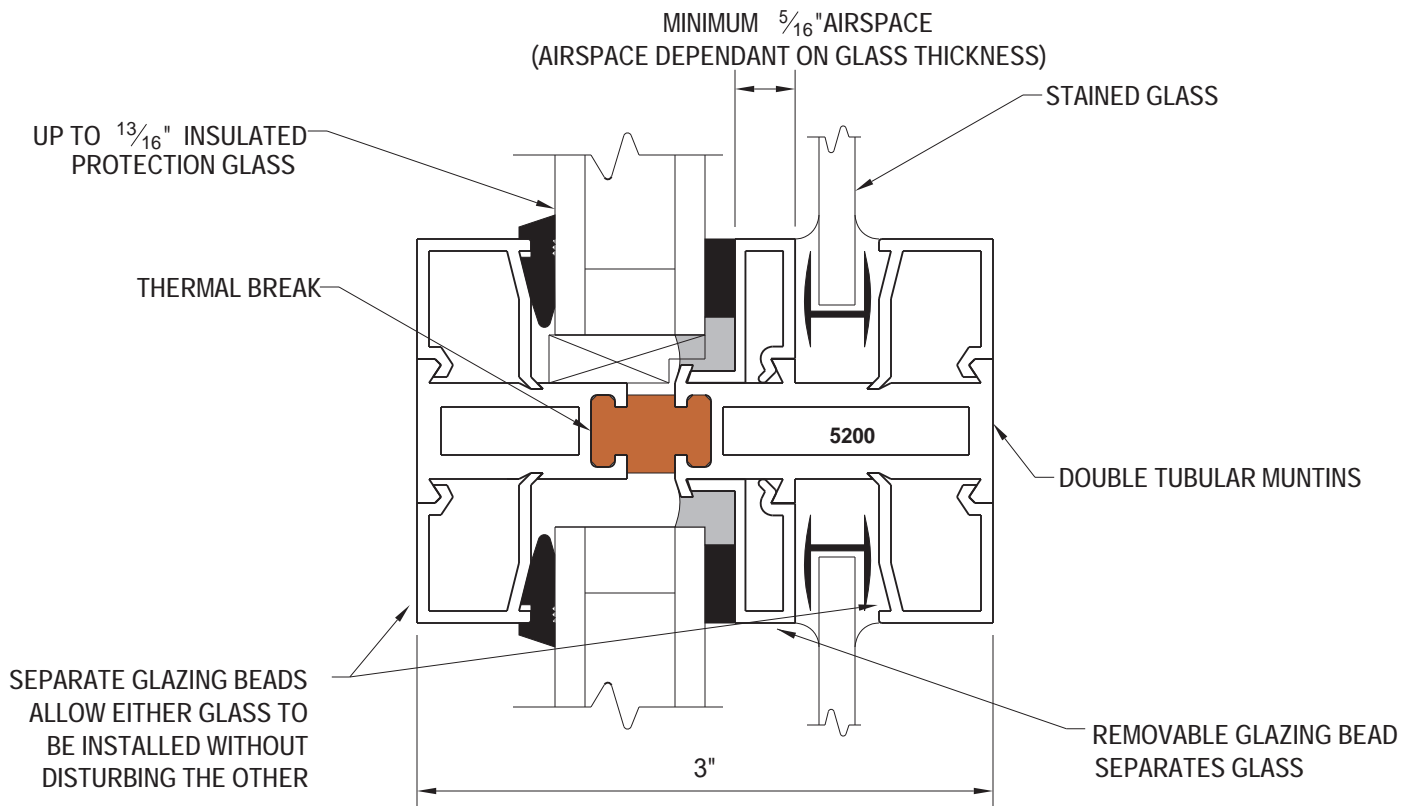




The 5200 series is a thermally broken 3" deep church window designed for triple glazing. While it does not have some of the same heavy duty high performance features of the 5600 series, it is usually less expensive and has some unique features that may make it more suitable for some applications.

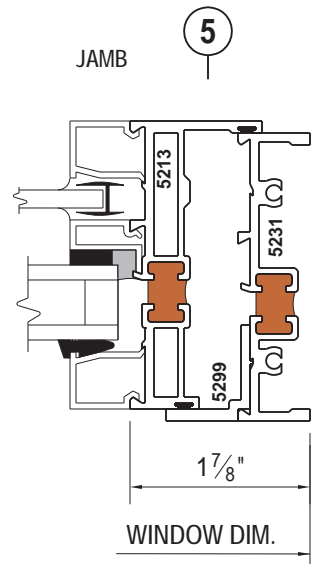
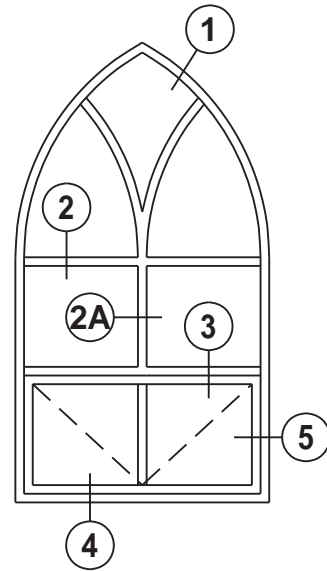
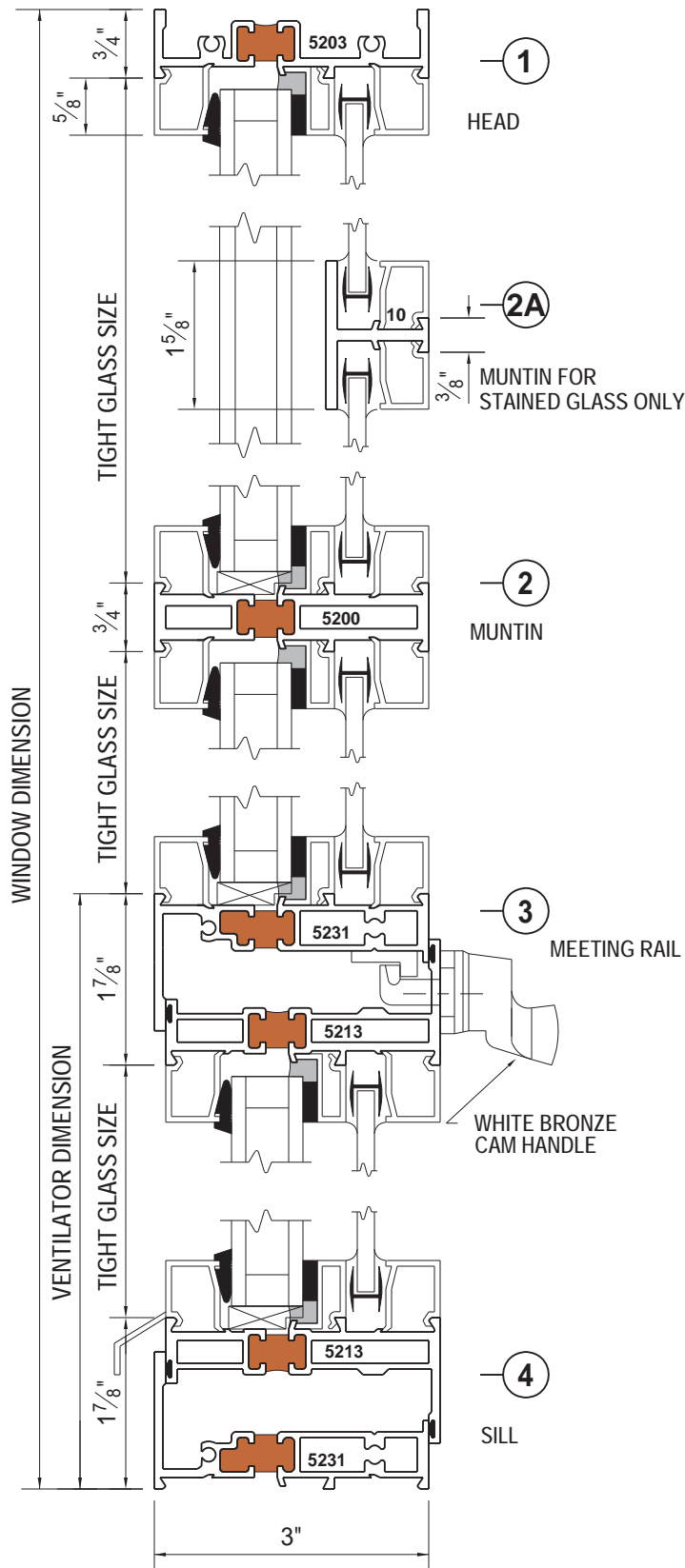


Features:

- 3" deep thermally broken frame and sash. Ventilators and muntins are double tubular. Meeting rails are tubular.
- Glazing options are:
 - Up to $1\frac{3}{16}$ " protective glass on exterior and up to $\frac{1}{4}$ " art glass on interior.
 - Up to $\frac{1}{4}$ " protective glass on exterior and up to $1\frac{3}{16}$ " faceted glass on interior.
 - Up to 1 $\frac{1}{2}$ " panel/glass in the center.
- Glass is separated by a removable glazing bead allowing for either glass (interior art or exterior protection) to be installed, removed or replaced from either side and without disturbing the other.
- Large sections of insulating glass can be installed on the exterior and special narrow siteline muntins can be placed on the interior of the frame in practically any shape or size to suit the design and help keep costs down.
- Ventilators are available in project-in, project-out, or casement.
- Overlap design with minimal siltelines to maximize the exposure of art glass.



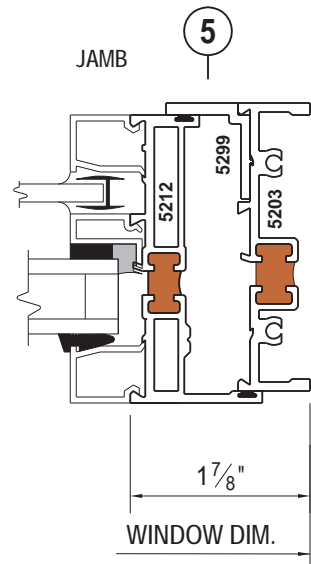
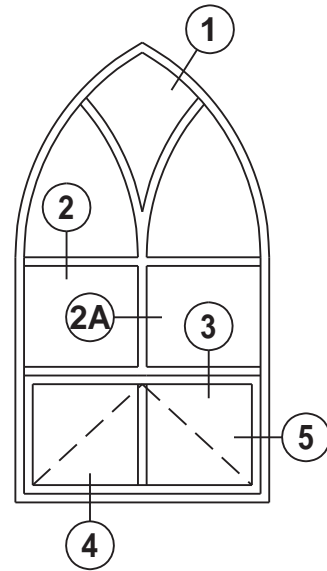
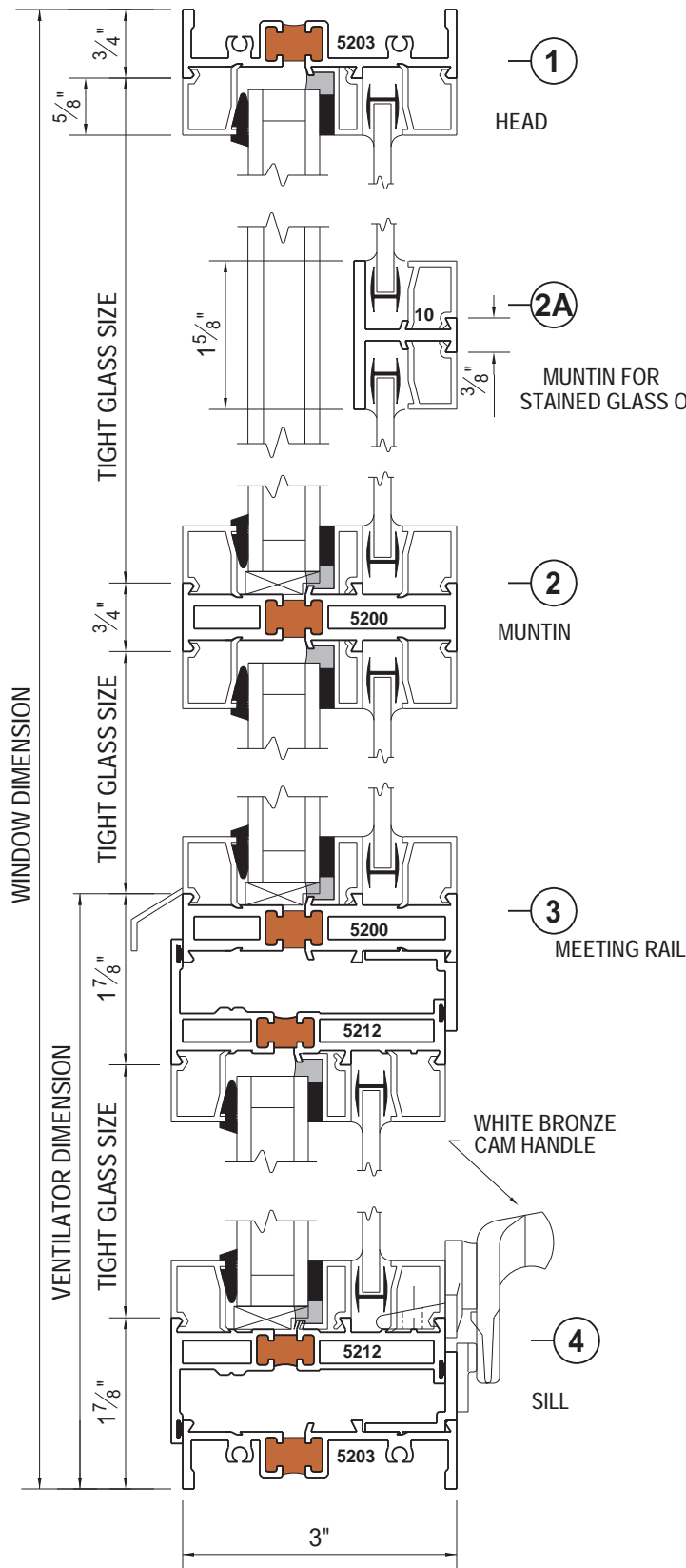
FIXED OVER PROJECT-IN VENT



SCALE = HALF SIZE



FIXED OVER PROJECT-OUT VENT

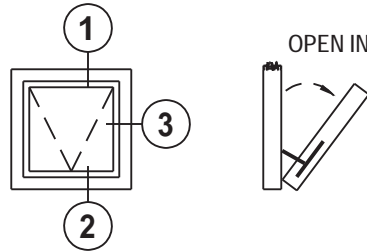


SCALE = HALF SIZE



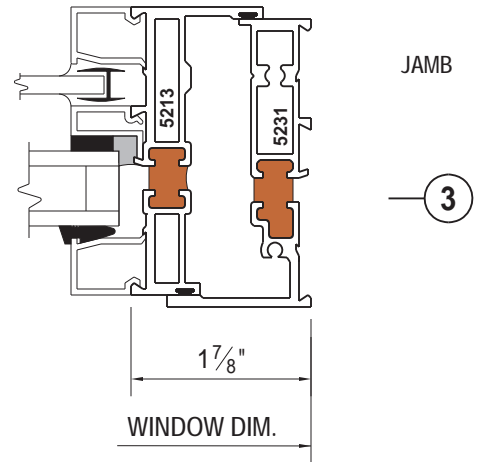
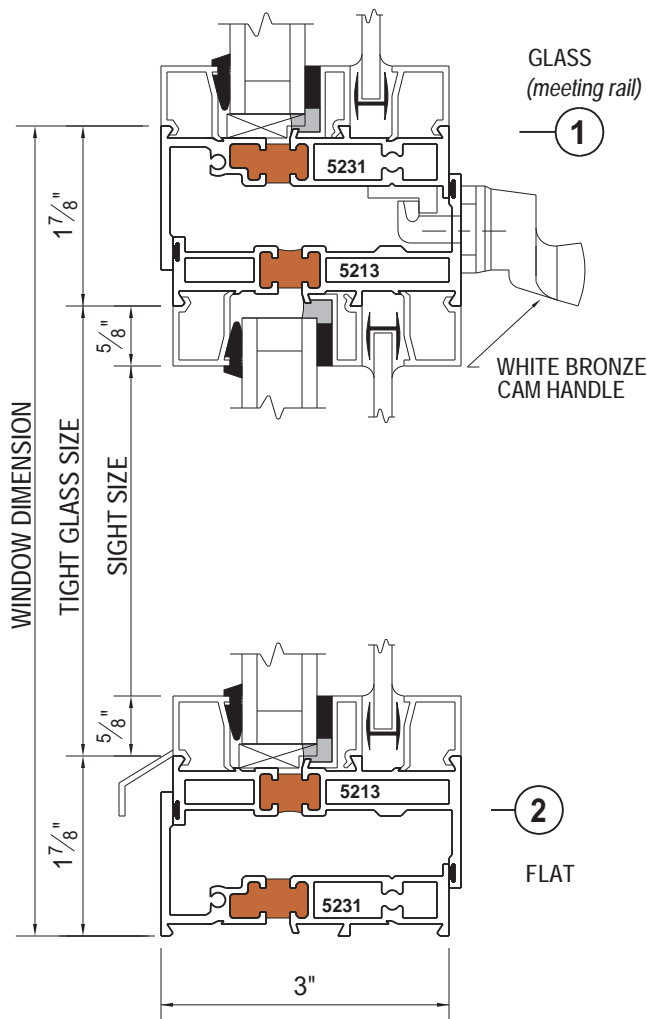
PROJECT-IN

(Inswing Casement similar)

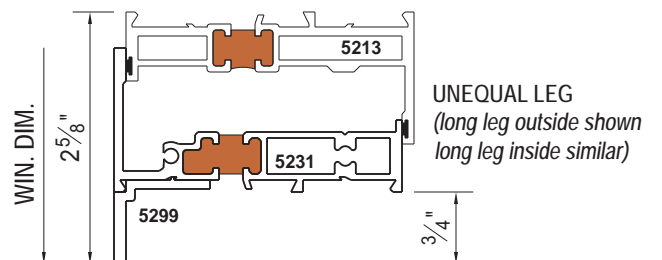


Standard Bottom Ventilator

(glass on top, equal leg jambs and sill)



Alternate project-in ventilator sections that can be used at head, sill or jamb.

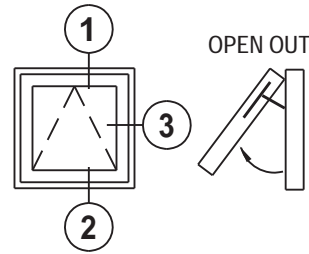


SCALE = HALF SIZE



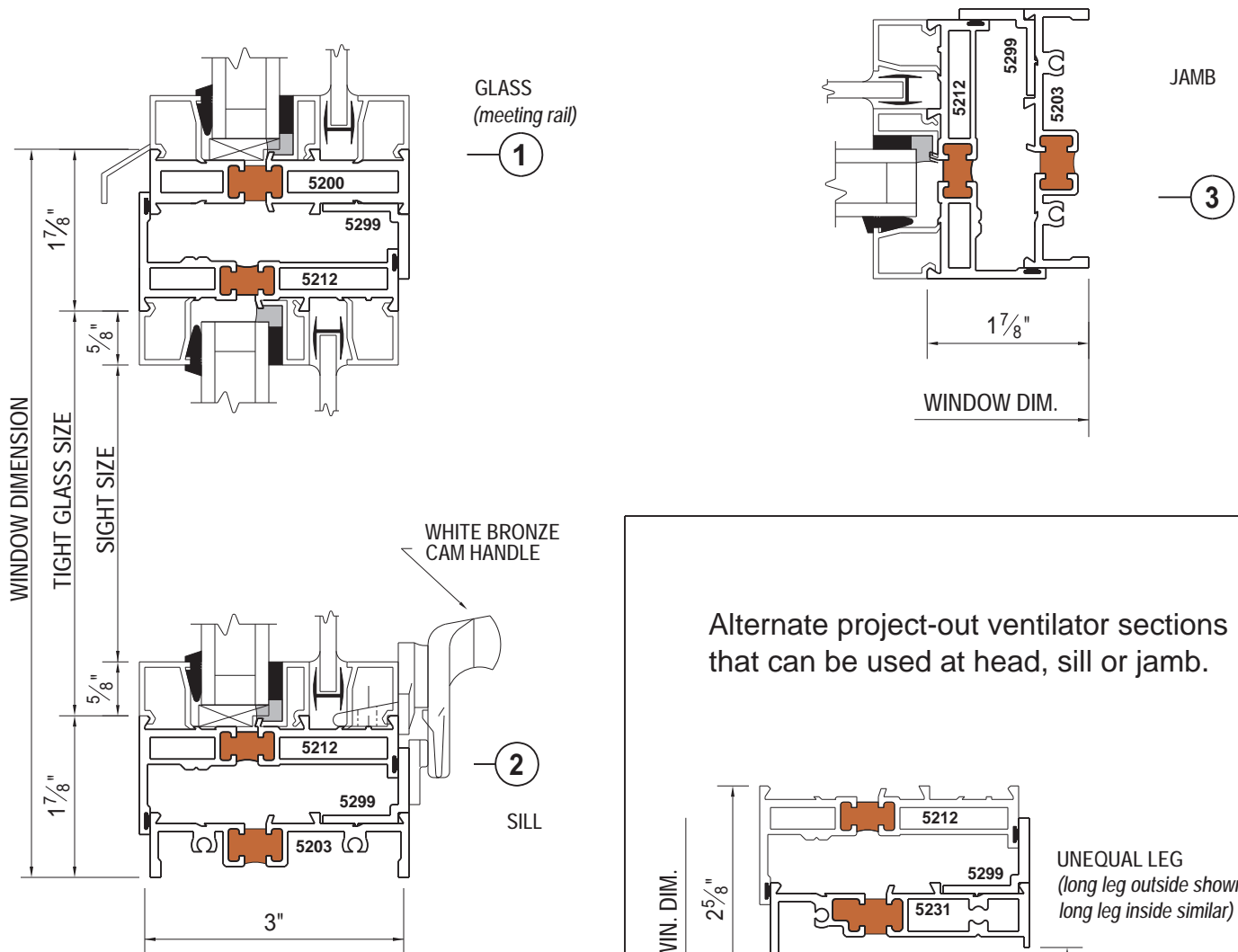
PROJECT-OUT

(Outswing Casement similar)

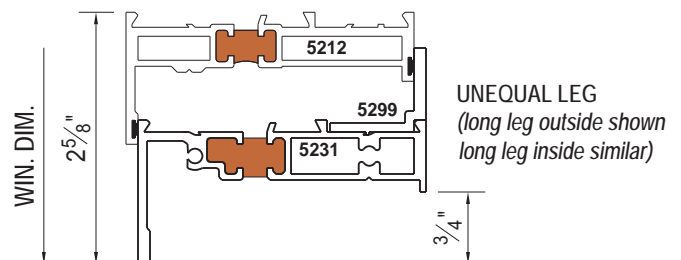


Standard Bottom Ventilator

(glass on top, equal leg jambs and sill)



Alternate project-out ventilator sections that can be used at head, sill or jamb.



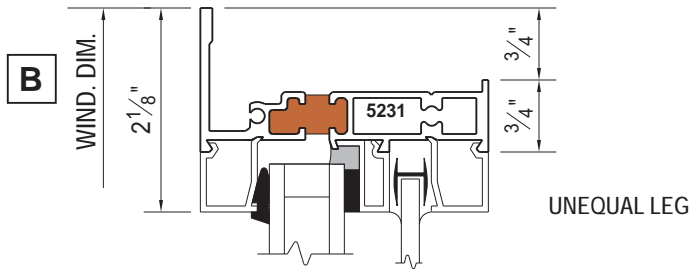
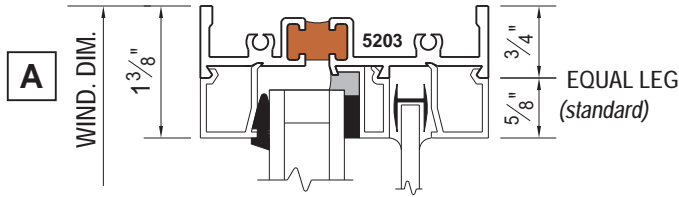
SCALE = HALF SIZE



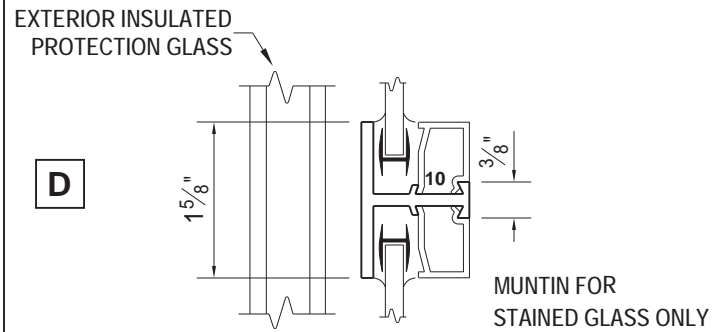
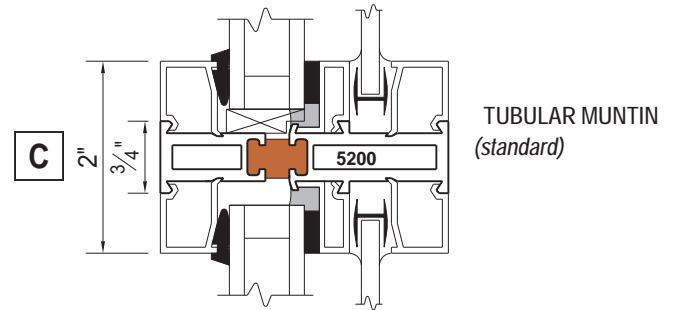
Since 1906

America's finest custom windows

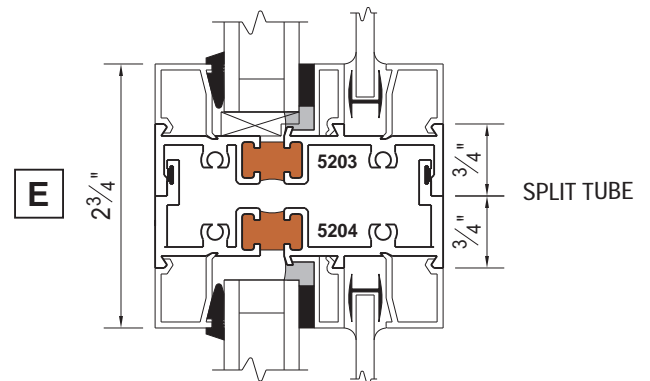
Fixed Perimeter Frame Sections



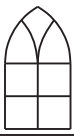
Muntins



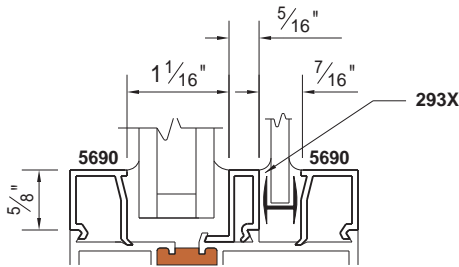
Vertical and Horizontal Stacking



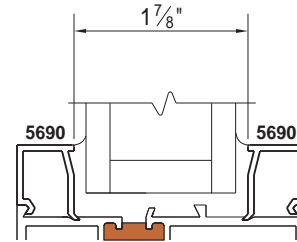
SCALE = HALF SIZE



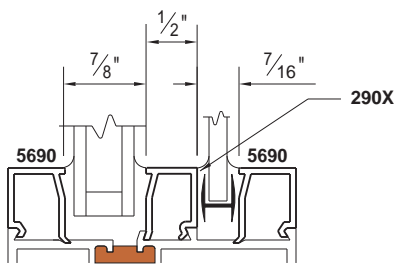
Glazing Options



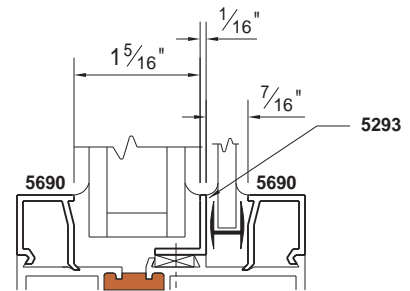
$1\frac{3}{16}$ " INSULATED GLASS EXTERIOR
 STAINED GLASS INTERIOR
 (Standard)



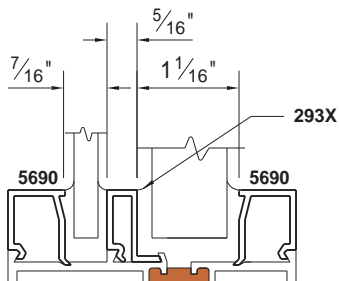
$1\frac{1}{2}$ " PANEL / GLASS



$\frac{5}{8}$ " INSULATED GLASS EXTERIOR
 STAINED GLASS INTERIOR



1" INSULATED GLASS EXTERIOR
 STAINED GLASS INTERIOR
 (Note: Insulated glass must be
 glazed from exterior.)



$\frac{1}{4}$ " PROTECTION GLASS EXTERIOR
 $1\frac{3}{16}$ " FACETED GLASS INTERIOR

Notes: 1. With different glazing gaskets and tapes, many more variations on glass thicknesses are available.

2. Windows can be glazed from either side.



5200 SERIES SPECIFICATIONS

(Text in parentheses and italics are notes to spec writer and are not to be included in specification.)

General

Windows shall be Series No. 5200 3 " deep thermally broken triple glazed church window as manufactured by J. Sussman, Inc. of 109-10 180 St., Jamaica NY 11433. They shall be completely furnished with all necessary hardware and related components as shown on drawings and specified in this section for a proper installation.

Quality Assurance

Other manufacturers desiring approval shall furnish a sample window and valid test reports indicating full compliance with all performance requirements of this specification at least 10 days prior to bid date. Other manufacturers shall have been engaged in the fabrication of aluminum windows for ten years and this type of window for 5 years and shall submit for review a list of similar completed projects. Approval of "equal" products shall be in the form of a written addendum.

Materials

Extruded aluminum shall be 6063-T5 alloy and temper. Thermal barriers shall consist of a poured-in-place two part chemically curing structural polyurethane.

Construction

All main sections shall have a minimum depth of 3" with wall thicknesses ranging from .094 to .125. Interior art glass muntins shall be 1 1/8" deep with 1/8" walls. *(Interior art glass muntins preclude the option of both protection and interior art glass from being installed from the same side of the window)*All main sections shall utilize a thermal barrier to separate the exterior and interior metal surfaces. Thermal barriers shall be a minimum 5/16" and shall align at all frame and sash corners. No hardware or fasteners of any kind shall bridge or penetrate the thermal barrier. All muntins shall be double tubular. The airspace between the art and protection glass shall be a minimum of *(architect to select)*

1/16" for 1" protection glass
5/16" for 3/4" protection glass
1/2" for 5/8" protection glass
excluding any glazing face clearances. Both glasses shall be able to be installed or removed from either side *(option not available for 1" protection glass)*. Either glass shall be able to be removed or installed without disturbing the glass on the opposite side. All joints shall be cut to a hairline fit and be either fully sigma arc welded or shall be double fastened with #10 stainless steel screws. All joints shall be factory sealed.

Ventilators

Ventilators shall be project-in or project-out as shown on plans. All sash extrusions shall be double tubular. Each corner shall be mitered, heavy angle reinforced, cold welded and hydraulically crimped. Projected ventilators shall operate in two specially designed wear resistant weatherproof nylon glides independent of the hinge to insure both maximum alignment and weather tightness in the closed position. Ventilators shall be pressure equalized to outside conditions.

Glazing

Glazing bead shall be extruded from 6063-T5 alloy and be not less than .050 thick. The glazing beads will be snap in type to securely interlock into the extruded window members without extending underneath the glass. They shall be factory fitted and attached. Glazing beads shall also be screwed on where required.

Hardware

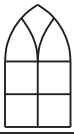
Hardware shall conform to the requirements of the ventilator and shall be factory fitted and attached with stainless steel screws. Locking handles shall be cam type and be solid white bronze with a US25D satin polished finish. *(Custodial locks and pole-operated handles are optional.)* Projected ventilators shall operate on stainless steel four bar heavy duty concealed friction hinges conforming to AAMA 904.1.

Weatherstripping

Each sash shall have 2 continuous rows of tested Schlegel Q-Lon weatherstripping installed in specially designed dovetail grooves. Weatherstripping shall have a rigid backing that will resist pullout. A single durometer vinyl or rubber weatherstripping will not be accepted.

Screens *(Optional)*

Insect screens shall be constructed of extruded aluminum tubular frames. Roll formed frames will not be accepted. Screens for project-out ventilators and outswing casements shall incorporate a hinged wicket. Screen cloth shall be 18x16 fiberglass mesh. *(Aluminum mesh optional)*. Screen frames shall be finished to match the windows. Splines shall be extruded vinyl, removable to permit rescreening.



Finish

The finish of the aluminum windows shall be *(Architect to select)* *(Standard finishes are considerably less expensive and lead times for windows are much shorter with standard finishes.)*

Clear Anodized *(Standard)*

Architectural Class II (204-R1) AA M12C22A31 Thickness to be .4 mil and shall conform to AAMA 607.1-77.

Clear Anodized *(Optional - consult factory)*

Architectural Class I (215-R1) AA M12C22A41 Thickness to be .7 mil and shall conform to AAMA 607.1-77.

Dark Bronze Anodized *(Standard)*

Black Anodized *(Standard)*

_____ *(Insert anodized color selected by Architect. Optional - consult factory)*

Architectural Class I with electrolytically deposited color AA M12C22A44. Thickness to be .7 mil and shall conform to AAMA 608.1-77.

Bronze Paint *(Standard)*

White Paint *(Standard)*

_____ *(Insert custom paint color selected by Architect. Optional - consult factory)*

AA M12C41R1X. Baked acrylic enamel organic finish electrostatically applied over pretreated aluminum. Finish shall be a one coat, one bake paint system with a .8 mil minimum overall dry film thickness and shall conform to AAMA 2603.

_____ *(Insert custom paint color selected by Architect. Optional - consult factory)*

AA M12C41R1X. High performance organic finish electrostatically applied over pretreated aluminum. Finish shall be based on 50% fluoropolymer resin and be applied as a two coat, two bake paint system with a 1.2 mil minimum thickness and shall conform to AAMA 2604.

(Some colors may require a clear protective topcoat to protect the pigmented coating.)

_____ *(Insert custom paint color selected by Architect. Optional - consult factory)*

AA M12C41R1X. High performance organic finish electrostatically applied over pretreated aluminum. Finish shall be based on 70% fluoropolymer resin and be applied as a two coat, two bake paint system with a 1.2 mil minimum thickness and shall conform to AAMA 2605.

(Some colors may require a clear protective topcoat to protect the pigmented coating.)

Installation

Windows shall be installed, glazed and adjusted by experienced installers in accordance with the manufacturer's installation instructions and/or approved shop drawings.

Protection and Cleaning

After installation all metal surfaces shall be cleaned to remove mortar, plaster, paint or other contaminants. After cleaning, all work shall be protected against damage until it is accepted by the General Contractor. Thereafter, it shall be the responsibility of the General Contractor to maintain protection and provide final cleaning.